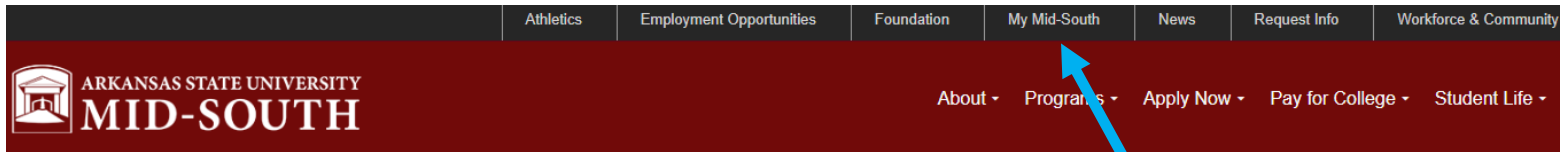


# How to access your ASU Mid-South Canvas & email accounts

Go to [www.asumidsouth.edu](http://www.asumidsouth.edu) → My Mid-South



Start Here

## My Mid-South

My Mid-South is the place to go on the ASU Mid-South web site for detailed information on access to your courses, financial information, email and more!

Please review this important information.



DUO Authentication





### STEP 1 -If you haven't already, you'll have to set up DUO Authentication.

This is our way of helping protect your identity with an extra request to confirm you are who you are.

Click on the DUO Green Icon for step-by-step instructions.

If you have any trouble, you can use the form on that page to get help!

## What's Available on My Mid-South? (click icon)

 Canvas	This is where you will access your class material, homework, syllabus, and class announcements.
 Outlook Email	This is where you will access Microsoft to get to your campus email including official information from the college and communication with instructors. After you log in, Outlook is on the left side, 4th icon down – a blue square with an O.
 Ellucian Banner	This is where you will access your financial information, set up payment plans, look at financial aid, and see your class schedule.
 DegreeWorks	This is where you can see your progress toward completing your degree! Your past courses, current courses, and pre-registered courses will show for your active degree.

see back  
page

## College Email Address

### Accessing Your ASU Mid-South Accounts

Accessing all of your accounts requires you know your **ASU Mid-South email address and password!**

### Don't Know Your ASU Mid-South Email Address?

If you were an ASU Mid-South student *prior to July 1, 2022*

Your email will typically be your first initial, followed by your middle initial, followed by your complete last name, ending with [@smail.asumidsouth.edu](mailto:asmidsouth.edu). Example: If your name is John W. Smith, your email is jwsmith@smail.asumidsouth.edu

If you became an ASU Mid-South student *since July 1, 2022*

Your email will typically be your first name, followed by . (dot), followed by your last name, and ending with [@smail.asumidsouth.edu](mailto:asmidsouth.edu). Example: If your name is Carol Jones, your email is carol.jones@smail.asumidsouth.edu

### Username:

Your username and email address are the same! You will use this full email as your username for all Mid-South info.

### Password:

Your initial password will start as 10 total characters (2 letters followed by 8 numbers): Capital First letter of your first name, lower-case first letter of your last name, 4 numbers for the year you were born, and the last 4 numbers of your Social Security Number.

For the security of your account, you will be required to reset your password every 90 days. Microsoft will notify you when your password is about to expire. To reset your password <https://passwordreset.microsoftonline.com/>

If you still can't determine your username click here to go to the Greyhound help desk:

Trouble  
Logging  
In?

GREYHOUND HELPDESK